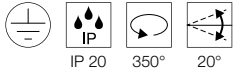
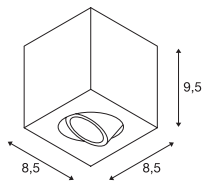
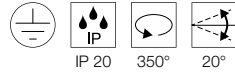
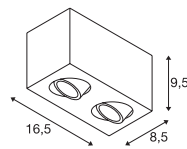
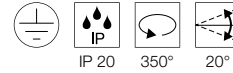
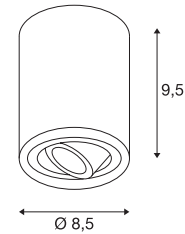


TRILEDO
 CL, single, quadratisch, QPAR51


220-240V ~50/60Hz
Material: Aluminium

TRILEDO
 CL, double, quadratisch, QPAR51


220-240V ~50/60Hz
Material: Aluminium

TRILEDO
 CL, single, rund, QPAR51


220-240V ~50/60Hz
Material: Aluminium



GU10 <10W
Ø: 5 cm L: 5,5 cm



LED GU10 51mm | 4W | 36°
3000K | 280lm | EEK=F
4kWh/1000h

Art. Nr. 1004973



GU10 <10W
Ø: 5 cm L: 5,5 cm



LED GU10 51mm | 4W | 36°
2700K | 270lm | EEK=G
4kWh/1000h

Art. Nr. 1004972



GU10 <10W
Ø: 5 cm L: 5,5 cm



LED GU10 51mm | 6W | 38°
2700K | 450lm | EEK=G
6kWh/1000h

Art. Nr. 1005075



| Variante | Art. Nr. |
|-------------|----------|
| 1xGU10 | |
| ■ schwarz | 1002013 |
| 1xGU10 | |
| □ weiß | 1002015 |
| 1xGU10 | |
| ■ aluminium | 1002004 |

| Variante | Art. Nr. |
|-----------|----------|
| 2xGU10 | |
| ■ schwarz | 1002005 |
| 2xGU10 | |
| □ weiß | 1002006 |

| Variante | Art. Nr. |
|-------------|----------|
| 1xGU10 | |
| ■ schwarz | 1002010 |
| 1xGU10 | |
| □ weiß | 1002011 |
| 1xGU10 | |
| ■ aluminium | 1002012 |