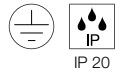
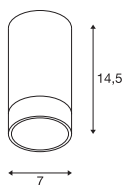


ASTINA
CL, QPAR51

220-240V ~50/60Hz
Material: Aluminium

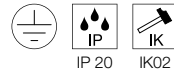
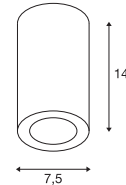
GU10 <10W



LED GU10 51mm | 4W | 36°
2700K | 270lm | EEK=G
4kWh/1000h

Art. Nr. 1004972

Variante	Art. Nr.
1xGU10	
■ schwarz	1002936
1xGU10	
□ weiß	1002934
1xGU10	
■ grau	1002935

NAGY 75
CL, QPAR51

220-240V ~50/60Hz
Material: Gips

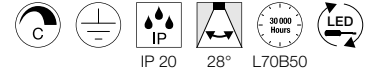
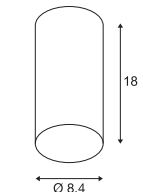
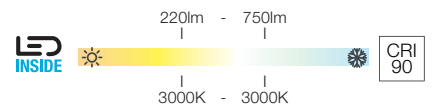
GU10 <10W



LED GU10 51mm | 4W | 36°
3000K | 280lm | EEK=F
4kWh/1000h

Art. Nr. 1004973

Variante	Art. Nr.
1xGU10	
□ weiß	1002965

ANELA
CL, PHASE

220-240V ~50/60Hz | 500mA
Systemleistung: 10W
Material: Aluminium

- Lichtstrom mit Reflektor 1000809 = 500lm/
Lichtstrom mit Reflektor 1000810 = 620lm/
Lichtstrom mit Reflektor 1000811 = 220lm/
Lichtstrom mit Reflektor 1000812 = 600lm



Art. Nr.	220-750lm 3000K	A → G
1000807, 1000808		A ↑ G



■ Reflektor 28°	Art. Nr. 1000809
■ Reflektor 28°	Art. Nr. 1000810
■ Reflektor 28°	Art. Nr. 1000811
□ Reflektor 28°	Art. Nr. 1000812

Variante	Art. Nr.
220-750lm 3000K CRI90	
■ schwarz	1000807
220-750lm 3000K CRI90	
□ weiß	1000808