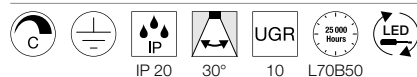
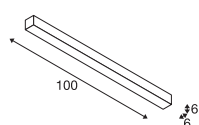
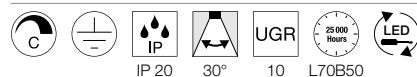
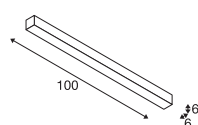
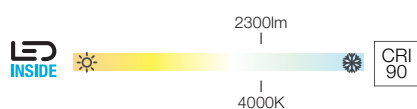


Q-LINE®
CL, 1m, BAP, PHASE

220-240V ~50/60Hz | 900mA
Systemleistung: 46W
Material: Aluminium / Kunststoff

Q-LINE®
CL, 1m, BAP, PHASE

220-240V ~50/60Hz | 900mA
Systemleistung: 46W
Material: Aluminium / Kunststoff



1000686, 1000685	2100lm 3000K	A → G F
---------------------	-----------------	------------

Variante	Art. Nr.
2100lm 3000K CRI90	
■ schwarz	1000686
2100lm 3000K CRI90	
□ weiß	1000685



1000689, 1000688	2300lm 4000K	A → G F
---------------------	-----------------	------------

Variante	Art. Nr.
2300lm 4000K CRI90	
■ schwarz	1000689
2300lm 4000K CRI90	
□ weiß	1000688

1000689 264

