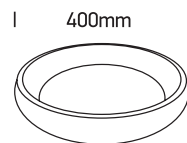


# INSTALLATION MANUAL

62134N

**ecolight**

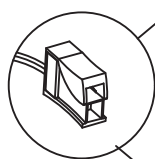
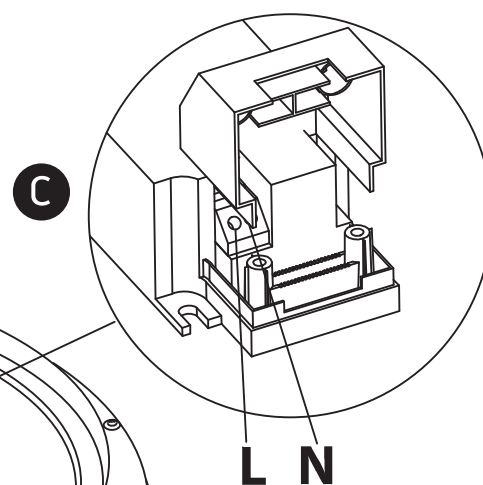
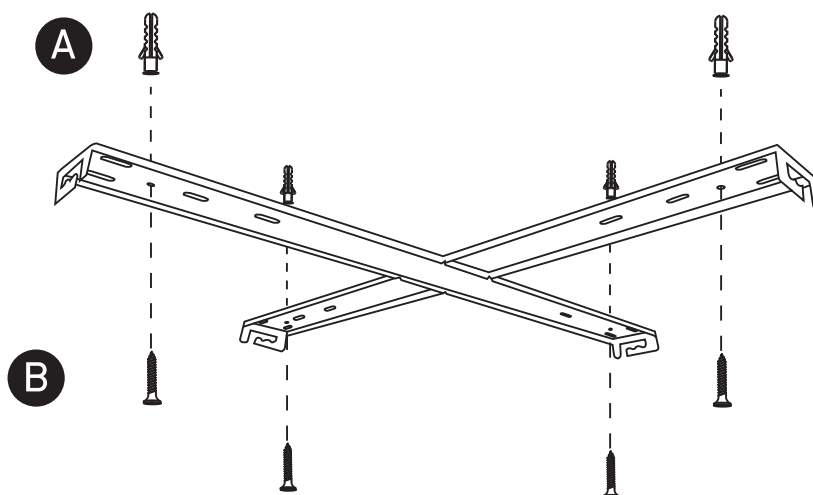
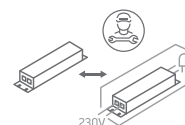


**one**  
LIGHT

230V | SMD 2835 | 30W | IP20 | Metal

Complete with 700mA driver

80  
CRI



D

## Warnings:

1. Fix the base on the ceiling.
2. Make sure that the product is installed properly before connecting to electricity.
3. Connect the AC power cable to the driver's cable as shown in the above diagram.
4. Do not cover the fitting.
5. Maintenance and installation should only be carried out by a professional electrician.