

INSTALLATION MANUAL

62130AF

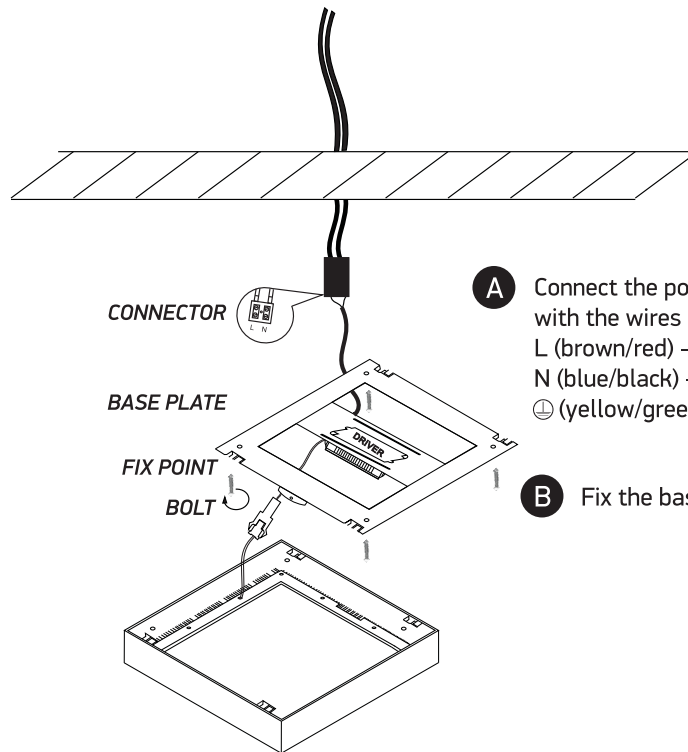
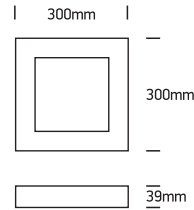
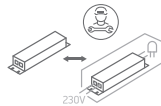
ecopanel



80
CRI



230V | SMD 4014 | 30W | IP40 | Die cast
Complete with 700mA driver.



CONNECTOR

BASE PLATE

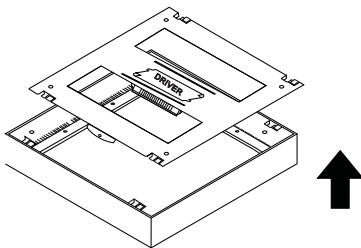
FIX POINT

BOLT

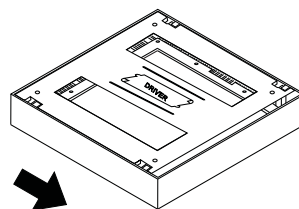
- A** Connect the power wires inside the connector with the wires from the driver
L (brown/red) - Live
N (blue/black) - Neutral
⊕ (yellow/green) - Ground

- B** Fix the base plate on the ceiling using screws

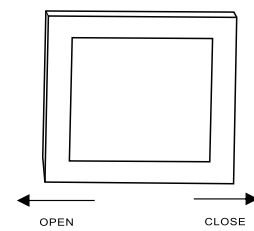
- C** Match the fix points



- D** Close the fitting by pushing forwards, open it by pushing backwards



PUSH FORWARD TO CLOSE THE FITTING



PUSH BACKWARD TO OPEN IT

PAY ATTENTION TO THE LABEL

Warnings:

1. Make sure that the product is installed properly before connecting to electricity.
2. Do not cover the fitting.
3. Maintenance and installation should only be carried out by a professional electrician.