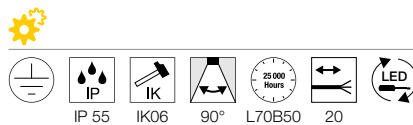
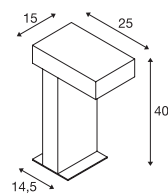




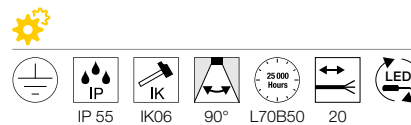
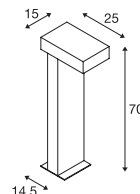
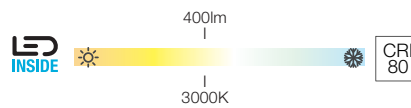
RUSTY® PATHLIGHT 40 Pole



220-240V ~50/60Hz
Systemleistung: 8,9W
Material: FeCSI-Stahl / Polycarbonat (PC)

- Offenes Kabelende

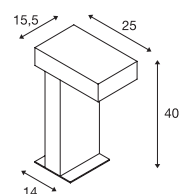
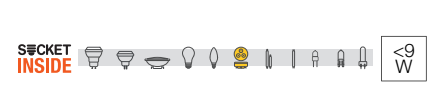
RUSTY® PATHLIGHT 70 Pole



220-240V ~50/60Hz
Systemleistung: 8,9W
Material: FeCSI-Stahl / Polycarbonat (PC)

- Offenes Kabelende

RUSTY® PATHLIGHT Pole, TCR-TSE



220-240V ~50/60Hz
Material: FeCSI-Stahl / Polycarbonat (PC)

- Offenes Kabelende

1001823	400lm 3000K	

1001824	400lm 3000K	

1005269	LED GX53 6W 120° 4000K 550lm EEK=F 6kWh/1000h	

Verbindungsbox IP68, 3-polig Art. Nr. 228730			
Erdspieß Art. Nr. 229422			

Verbindungsbox IP68, 3-polig Art. Nr. 228730			
Erdspieß Art. Nr. 229422			

Verbindungsbox IP68, 3-polig Art. Nr. 228730			
Erdspieß Art. Nr. 229422			

Variante	Art. Nr.
400lm 3000K CRI80 ■ rost	1001823

Variante	Art. Nr.
400lm 3000K CRI80 ■ rost	1001824

Variante	Art. Nr.
1xGX53 ■ rost	230090