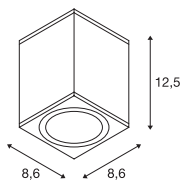
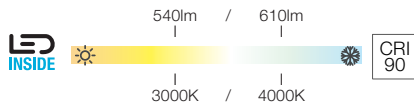
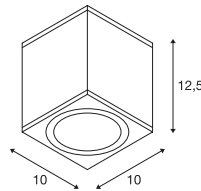
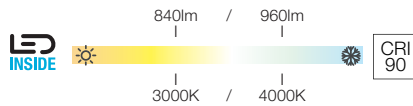
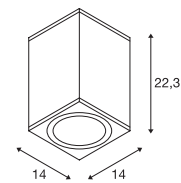
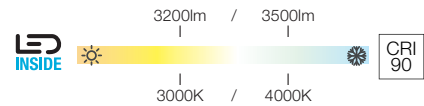


ENOLA SQUARE S
CL

220-240V ~50/60Hz | 500mA
Systemleistung: 9W
Material: Aluminium / Glas

ENOLA SQUARE M
CL

220-240V ~50/60Hz | 500mA
Systemleistung: 11W
Material: Aluminium / Glas

ENOLA SQUARE L
CL

220-240V ~50/60Hz | 900mA
Systemleistung: 36W
Material: Aluminium / Glas



1003420	540/610lm 3000/4000K	



1003421	840/960lm 3000/4000K	



1003439	3200/3500lm 3000/4000K	



■ Abstandshalter
Art. Nr. 1003479
■ Reflektor 60°
Art. Nr. 1005262



■ Abstandshalter
Art. Nr. 1003479
■ Linse 19°
Art. Nr. 1005205
■ Linse asymmetrisch
Art. Nr. 1005206
■ Reflektor 60°
Art. Nr. 1005207



■ Abstandshalter
Art. Nr. 1003479
■ Reflektor 60°
Art. Nr. 1005263



Variante **Art. Nr.**
540/610lm | 3000/4000K | CRI90
■ anthrazit **1003420**

Variante **Art. Nr.**
840/960lm | 3000/4000K | CRI90
■ anthrazit **1003421**

Variante **Art. Nr.**
3200/3500lm | 3000/4000K | CRI90
■ anthrazit **1003439**