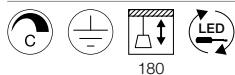
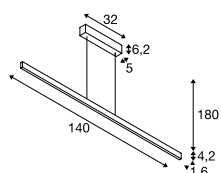
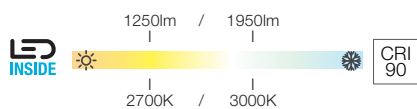




ONE LINEAR 100
PD, PHASE, up/down

NEW

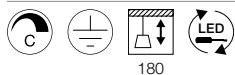
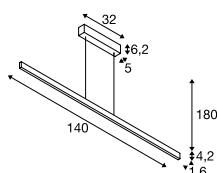
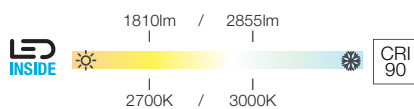



180

220-240V ~50/60Hz | 600mA
Systemleistung: 24W
Material: Aluminium / Stahl

ONE LINEAR 140
PD, PHASE, up/down

NEW



180

220-240V ~50/60Hz | 900mA
Systemleistung: 35W
Material: Aluminium / Stahl



		A → G
Up	550/580lm 2700/3000K	A ↑ G F
Down	670/700lm 2700/3000K	A ↑ G F

Variante Art. Nr.

Up: 550/580lm | 2700/3000K | CRI90
Down: 700/670lm | 2700/3000K | CRI90

■ schwarz **1006185**

Up: 550/580lm | 2700/3000K | CRI90
Down: 700/670lm | 2700/3000K | CRI90

□ weiß **1006186**

Up: 550/580lm | 2700/3000K | CRI90
Down: 700/670lm | 2700/3000K | CRI90

■ messing **1006187**



		A → G
Up	830/860lm 2700/3000K	A ↑ G F
Down	980/1015lm 2700/3000K	A ↑ G F

Variante Art. Nr.

Up: 830/860lm | 2700/3000K | CRI90
Down: 980/1015lm | 2700/3000K | CRI90

■ schwarz **1006188**

Up: 830/860lm | 2700/3000K | CRI90
Down: 980/1015lm | 2700/3000K | CRI90

□ weiß **1006189**

Up: 830/860lm | 2700/3000K | CRI90
Down: 980/1015lm | 2700/3000K | CRI90

■ messing **1006190**

