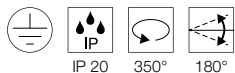
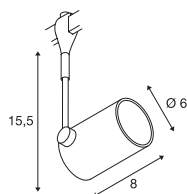
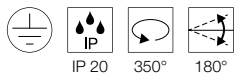
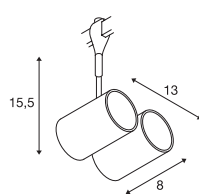
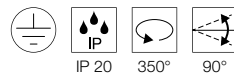
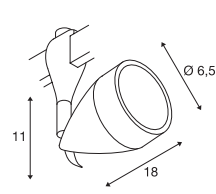


BIMA
 EASYTEC® II, single, QPAR51


220-240V ~50/60Hz
 Material: Aluminium

BIMA
 EASYTEC® II, double, QPAR51


220-240V ~50/60Hz
 Material: Aluminium

KANO
 EASYTEC® II, QPAR51


220-240V ~50/60Hz
 Material: Aluminium / Glas



GU10 <50W
 Ø: 5,1 cm L: 5,7 cm



LED GU10 51mm | 5W | 38°
 2700-6500K | 380lm | EEK=F
 5kWh/1000h

Art. Nr. 1005311



GU10 <50W
 Ø: 5,1 cm L: 5,7 cm



LED GU10 51mm | 4W | 36°
 3000K | 280lm | EEK=F
 4kWh/1000h

Art. Nr. 1004973



GU10 <50W
 Ø: 5,1 cm L: 5,7 cm



LED GU10 51mm | 6W | 38°
 3000K | 470lm | EEK=F
 6kWh/1000h

Art. Nr. 1005079



Variante	Art. Nr.
1xGU10	
■ schwarz	184450
1xGU10	
■ grau	184452

Variante	Art. Nr.
2xGU10	
■ schwarz	184440

Variante	Art. Nr.
1xGU10	
■ grau	184071