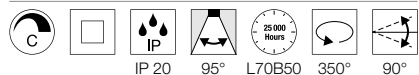
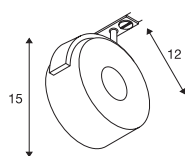
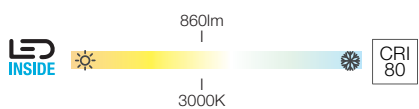

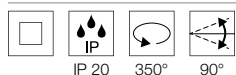
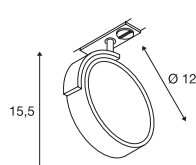


KALU TRACK 1Ph., PHASE



220-240V ~50/60Hz
Systemleistung: 13W
Material: Aluminium

KALU TRACK 1Ph., QPAR111



220-240V ~50/60Hz
Material: Aluminium / Kunststoff



GU10 <75W



QPAR111 | 12,5W | 30°
2700K | 950lm | EEK=F
13kWh/1000h

Art. Nr. 1005276



hV	860lm 3000K	A → G
1002854, 143731		A G E

Variante	Art. Nr.
860lm 3000K CRI80 ■ schwarz	1002854
860lm 3000K CRI80 □ weiß	143731

Variante	Art. Nr.
1xGU10 ■ schwarz	143540
1xGU10 □ weiß	143541
1xGU10 ■ grau	143544

143731 484



1002854 484

