

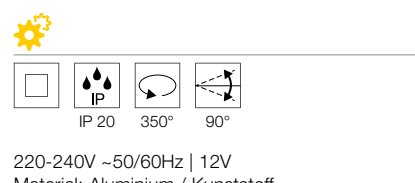
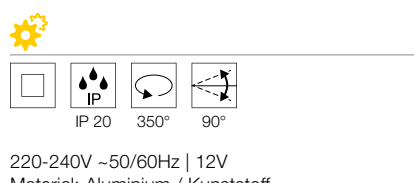
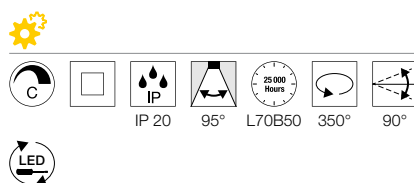
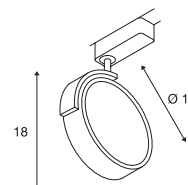
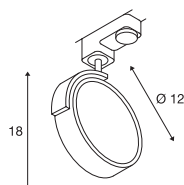
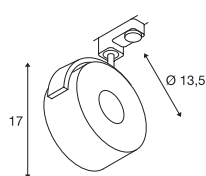


## KALU TRACK 3Ph., PHASE



## KALU TRACK 3Ph., QPAR111



## KALU TRACK 3Ph., QR111



220-240V ~50/60Hz  
Systemleistung: 13W  
Material: Aluminium

220-240V ~50/60Hz | 12V  
Material: Aluminium / Kunststoff

220-240V ~50/60Hz | 12V  
Material: Aluminium / Kunststoff

- Produkt nicht zu verwenden mit unseren Deckenrosetten (145830/1001527/145834)

Art. Nr.	860lm 3000K	A → G
152600, 152601		A → G
		F

Art. Nr.	8W   38° 2700K   680lm   EEK=F 8kWh/1000h
1005274	

Art. Nr.	15W   40° 2700K   800lm   EEK=G 17kWh/1000h
560232	

Variante	Art. Nr.
860lm   3000K   CRI90 ■ schwarz	152600
860lm   3000K   CRI80 □ weiß	152601

Variante	Art. Nr.
1xGU10 ■ schwarz	152610
1xGU10 □ weiß	152611

Variante	Art. Nr.
1xG53 ■ schwarz	153580
1xG53 □ weiß	153581