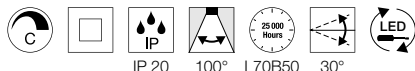
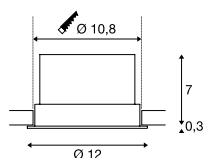
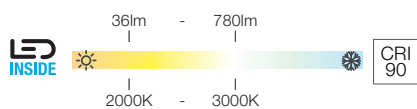




# OCULUS CL, Move, PHASE



220-240V ~50/60Hz | 250mA  
Systemleistung: 11W  
Material: Aluminium / Glas

- Montagefedern
- Materialstärke Einbaufäche: 7-20 mm
- Additionelle gefrostete Linse inklusive



|                     |                        |        |
|---------------------|------------------------|--------|
|                     |                        | A → G  |
| 1004668,<br>1004669 | 36-780lm<br>2000-3000K | A<br>F |

| Variante                      | Art. Nr. |
|-------------------------------|----------|
| 36-780lm   2000-3000K   CRI90 |          |
| ■ schwarz                     | 1004668  |
| 36-780lm   2000-3000K   CRI90 |          |
| □ weiß                        | 1004669  |

1004668 396

