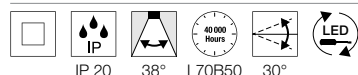
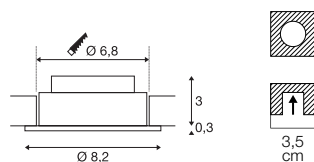

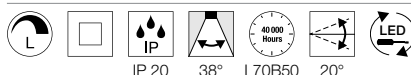
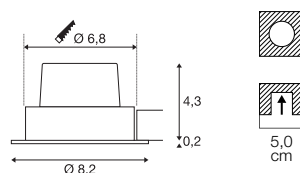
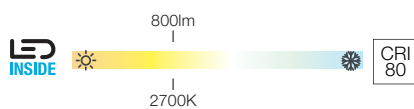


NEW TRIA 68
DL, rund

100-240V ~50/60Hz | 350mA
Systemleistung: 5,3W
Material: Aluminium

- Clipfedern und Blattfedern
- Materialstärke Einbaufäche: 20 mm

NEW TRIA 68
DL, rund

220-240V ~50/60Hz | 500mA
Systemleistung: 11W
Material: Aluminium

- Clipfedern und Blattfedern
- Materialstärke Einbaufäche: 20 mm



Art. Nr.	Systemleistung	Farbe
1003058, 1003059, 1003060	300lm 2700K	A → G

Variante	Art. Nr.
300lm 2700K CRI80 ■ schwarz	1003058
300lm 2700K CRI80 □ weiß	1003059
300lm 2700K CRI80 ■ gebürstet aluminium	1003060



Art. Nr.	Systemleistung	Farbe
1003065, 1003066, 1003067	800lm 2700K	A → G

Variante	Art. Nr.
800lm 2700K CRI80 ■ schwarz	1003065
800lm 2700K CRI80 □ weiß	1003066
800lm 2700K CRI80 ■ gebürstet aluminium	1003067

1003059 358



1003066 358

