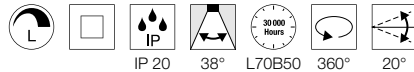
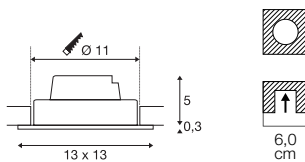
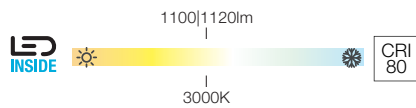


NEW TRIA 110

DL, eckig, PHASE



220-240V ~50/60Hz | 350mA
Systemleistung: 14W
Material: Aluminium

- Clipfedern
- Materialstärke Einbaufäche: 20 mm max.



| | | |
|-------------------|--------------------------|------------------|
| | | A → G |
| 114250, 114251 | 1100lm 1120lm 3000K | A t G E |

| Variante | Art. Nr. |
|------------------------|----------|
| 1100lm 3000K CRI80 | |
| ■ schwarz | 114250 |
| 1120lm 3000K CRI80 | |
| □ weiß | 114251 |

114231

366

