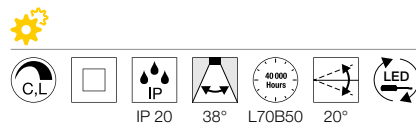
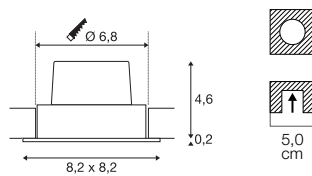
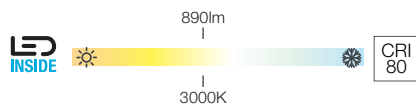


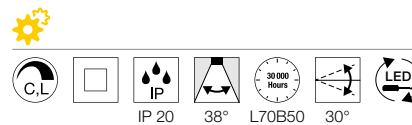
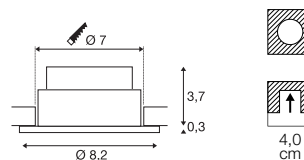
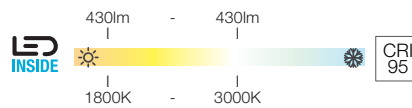
NEW TRIA 68  
DL, eckig, PHASE

220-240V ~50/60Hz | 500mA  
Systemleistung: 11W  
Material: Aluminium

- Clipfedern und Blattfedern
- Materialstärke Einbaufäche: 20 mm

Variante	Art. Nr.
890lm   3000K   CRI80 ■ schwarz	<b>114390</b>
890lm   3000K   CRI80 □ weiß	<b>114391</b>
890lm   3000K   CRI80 ■ gebürstet aluminium	<b>114396</b>

Variante	Art. Nr.
890lm   3000K   CRI80 ■ schwarz	<b>114390</b>
890lm   3000K   CRI80 □ weiß	<b>114391</b>
890lm   3000K   CRI80 ■ gebürstet aluminium	<b>114396</b>

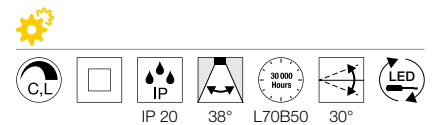
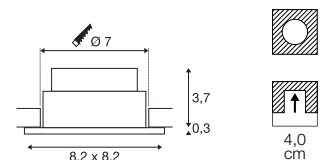
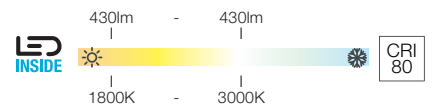
NEW TRIA 68  
DL, rund, PHASE

220-240V ~50/60Hz | 350mA  
Systemleistung: 7,2W  
Material: Aluminium

- Clipfedern und Blattfedern
- Materialstärke Einbaufäche: 20 mm

Variante	Art. Nr.
430lm   1800-3000K   CRI95 ■ schwarz	<b>1001978</b>
430lm   1800-3000K   CRI95 □ weiß	<b>1001989</b>
430lm   1800-3000K   CRI95 ■ gebürstet aluminium	<b>1001990</b>

Variante	Art. Nr.
430lm   1800-3000K   CRI95 ■ schwarz	<b>1001978</b>
430lm   1800-3000K   CRI95 □ weiß	<b>1001989</b>
430lm   1800-3000K   CRI95 ■ gebürstet aluminium	<b>1001990</b>

NEW TRIA 68  
DL, eckig, PHASE

220-240V ~50/60Hz | 350mA  
Systemleistung: 7,2W  
Material: Aluminium

- Clipfedern und Blattfedern
- Materialstärke Einbaufäche: 20 mm

Variante	Art. Nr.
430lm   1800-3000K   CRI80 ■ schwarz	<b>1001991</b>
430lm   1800-3000K   CRI80 □ weiß	<b>1001992</b>
430lm   1800-3000K   CRI80 ■ gebürstet aluminium	<b>1001993</b>

Variante	Art. Nr.
430lm   1800-3000K   CRI80 ■ schwarz	<b>1001991</b>
430lm   1800-3000K   CRI80 □ weiß	<b>1001992</b>
430lm   1800-3000K   CRI80 ■ gebürstet aluminium	<b>1001993</b>