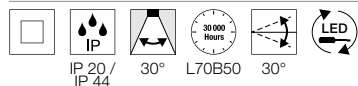
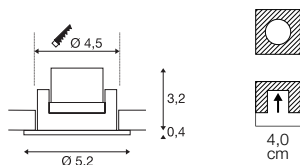
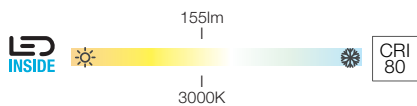




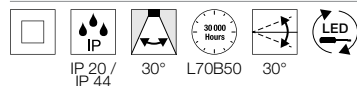
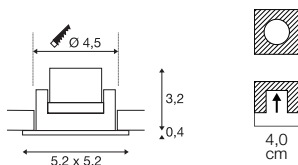
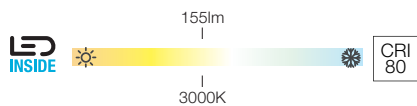
NEW TRIA 45 DL, rund



220-240V ~50/60Hz | 700mA
Systemleistung: 4,2W
Material: Aluminium

- Clipfedern
- Materialstärke Einbaufäche: 20 mm max.

NEW TRIA 45 Single, quadratisch, CS



220-240V ~50/60Hz | 700mA
Systemleistung: 4,2W
Material: Aluminium

- Clipfedern
- Materialstärke Einbaufäche: 20 mm max.



		A → G
113970, 113971, 113976	155lm 3000K	

Variante	Art. Nr.
155lm 3000K CRI80 ■ schwarz	113970
155lm 3000K CRI80 □ weiß	113971
155lm 3000K CRI80 ■ aluminium	113976



		A → G
114400, 114401, 114406	155lm 3000K	

Variante	Art. Nr.
155lm 3000K CRI80 ■ schwarz	114400
155lm 3000K CRI80 □ weiß	114401
155lm 3000K CRI80 ■ aluminium	114406

