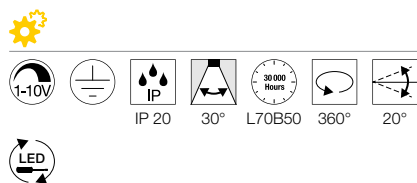
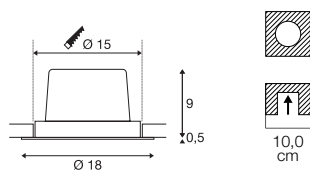
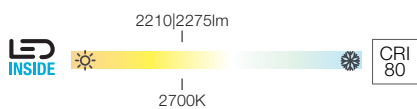




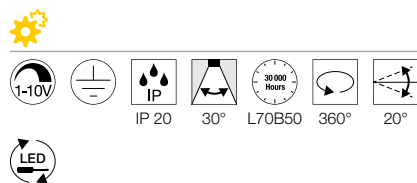
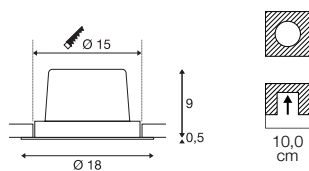
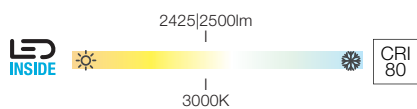
NEW TRIA 150
DL, rund, 1-10V



100-240V ~50/60Hz | 700mA
Systemleistung: 29W
Material: Aluminium

- Clipfedern
- Materialstärke Einbaufäche: 20 mm max.

NEW TRIA 150
DL, rund, 1-10V



100-240V ~50/60Hz | 700mA
Systemleistung: 29W
Material: Aluminium

- Clipfedern
- Materialstärke Einbaufäche: 20 mm max.

NEW TRIA 150		
		A → G
114260, 114261	2210lm 2275lm 2700K	A t G F

Variante	Art. Nr.
2210lm 2700K CRI80 ■ schwarz	114260
2275lm 2700K CRI80 □ weiß	114261

NEW TRIA 150		
		A → G
114270, 114271	2425lm 2500lm 3000K	A t G E

Variante	Art. Nr.
2425lm 3000K CRI80 ■ schwarz	114270
2500lm 3000K CRI80 □ weiß	114271

114271 368

