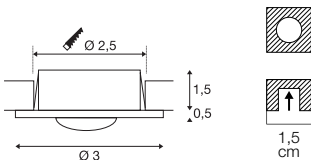
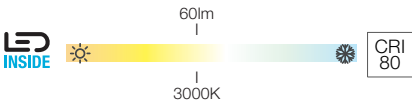




DEKLED
EL



350mA
Material: Aluminium / Polycarbonat (PC)

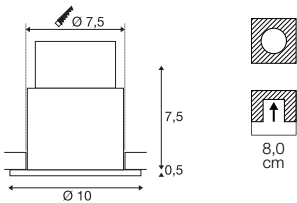
- Clipfedern
- Materialstärke Einbaufäche: 10 mm

		A → G
112242	60lm 3000K	

LED Treiber 320mA |
3W inkl. Zugentlastung
Art. Nr. 464108

Variante	Art. Nr.
60lm 3000K CRI80 aluminium	112242

VARU
EL, QPAR51



220-240V ~50/60Hz
Material: Aluminium / Glas

- Clipfedern
- Materialstärke Einbaufäche: 15 mm

GU10 <5W
Ø: 5 cm

LED GU10 51mm | 4W | 36°
2700K | 270lm | EEK=G
4kWh/1000h
Art. Nr. 1004972


Variante	Art. Nr.
1xGU10 schwarz	1001930
1xGU10 weiß / schwarz	1001931

112242 404




1001931 404



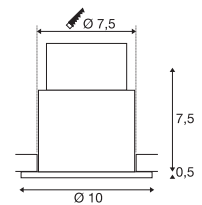


VARU
EL, QPAR51



SOCKET
INSIDE

<5
W



IP 20,
IP 65

IK02

220-240V ~50/60Hz

Material: Aluminium / Glas

- Materialstärke 20mm max.



GU10 <5W

Ø: 5 cm



LED GU10 51mm | 4W | 36°
2700K | 270lm | EEK=G
4kWh/1000h



Art. Nr. 1004972

Variante	Art. Nr.
1xGU10	
■ schwarz	1001930
1xGU10	
□ weiß	1001931