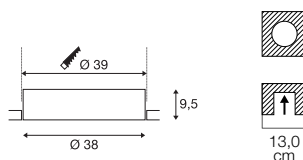
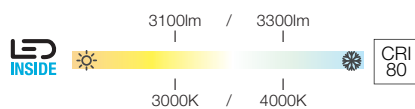
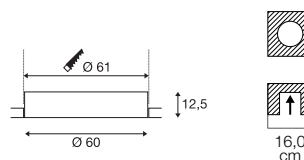
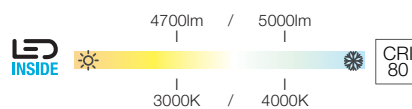


MEDO 40
EL, Rahmenlos

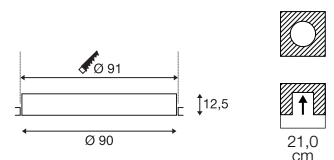
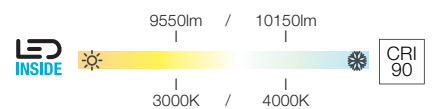

700mA
Systemleistung: 28W
Material: Aluminium / Polymethylacrylat (PMMA)

- Offenes Kabelende

MEDO 60
EL, Rahmenlos

1000/1050mA
Systemleistung: 36W
Material: Aluminium / Polymethylacrylat (PMMA)

- Offenes Kabelende

MEDO 90
EL, Rahmenlos

1000/1050mA
Systemleistung: 72W
Material: Aluminium / Polymethylacrylat (PMMA)

- es werden 2 Treiber benötigt
- Offenes Kabelende



		A → G
1001902	3100/3300lm 3000/4000K	A ↑ G C



□ LED Treiber 40W | 700/900/1000mA
inkl. Zugentlastung
Art. Nr. 1006120

□ LED Treiber 40W | 700mA |
dimmbar
Art. Nr. 1005446

□ LED Treiber 40W | 700mA | 1-10V/
DALI dimmbar | inkl. Zugentlastung
Art. Nr. 1002424

Variante	Art. Nr.
3100/3300lm 3000/4000K CRI80 □ weiß	1001902



		A → G
1001903	4700/5000lm 3000/4000K	A ↑ G C



□ LED Treiber 40W | 700/900/1000mA
inkl. Zugentlastung
Art. Nr. 1006120

□ LED Treiber 40W | 700mA |
dimmbar
Art. Nr. 1005446

□ LED Treiber 40W | 700mA | 1-10V/
DALI dimmbar | inkl. Zugentlastung
Art. Nr. 1002424

Variante	Art. Nr.
4700/5000lm 3000/4000K CRI80 □ weiß	1001903



		A → G
1001904	9550/10150lm 3000/4000K	A ↑ G D



□ LED Treiber 40W | 700/900/1000mA
inkl. Zugentlastung
Art. Nr. 1006120

□ LED Treiber 40W | 700mA |
dimmbar
Art. Nr. 1005446

□ LED Treiber 40W | 700mA | 1-10V/
DALI dimmbar | inkl. Zugentlastung
Art. Nr. 1002424

Variante	Art. Nr.
9550/10150lm 3000/4000K CRI90 □ weiß	1001904