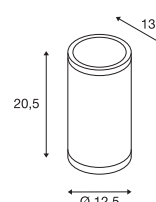
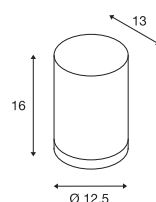



ROX
WL, QPAR111ROX UP/DOWN
WL, QPAR111

220-240V ~50/60Hz
Material: Aluminium / Glas



220-240V ~50/60Hz
Material: Aluminium / Glas



GU10 <50W



QPAR111 | 12,5W | 10°
2700K | 920lm | EEK=F
13kWh/1000h

Art. Nr. 1005275



GU10 <50W



QPAR111 | 12,5W | 30°
2700K | 950lm | EEK=F
13kWh/1000h

Art. Nr. 1005276



Variante	Art. Nr.
1xGU10	
aluminium	1000333

Variante	Art. Nr.
2xGU10	
aluminium	1000334