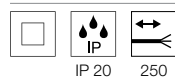
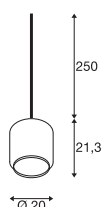



PANTILO 20
PD, E27200-240V ~50/60Hz
Material: Glas

- Offenes Kabelende
- Passendes Zubehör finden Sie auf Seite 151

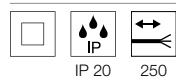
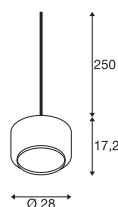



E27 <15W

LED E27 | 7,5W | 320°
2700K | 800lm | EEK=F
8kWh/1000h

Art. Nr. 1005303

Variante	Art. Nr.
1xE27	
chrom	1003004
1xE27	
kupfer	1003005

PANTILO 28
PD, E27200-240V ~50/60Hz
Material: Glas

- Offenes Kabelende
- Passendes Zubehör finden Sie auf Seite 151

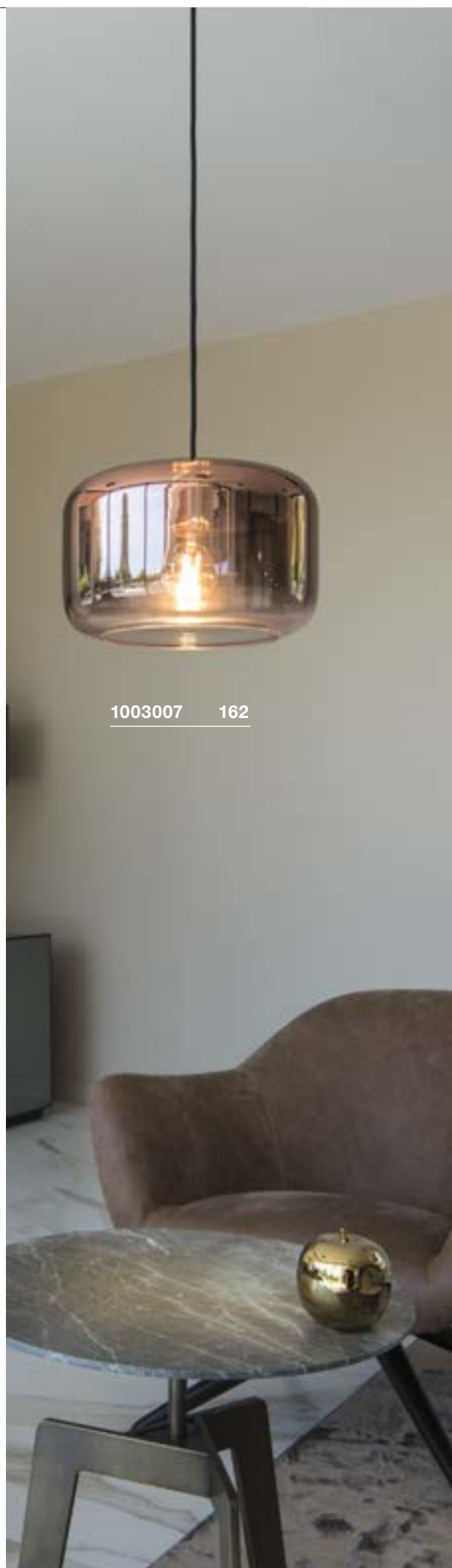


E27 <15W

LED E27 | 7,5W | 320°
2500K | 700lm | EEK=F
8kWh/1000h

Art. Nr. 1005265

Variante	Art. Nr.
1xE27	
chrom	1003006
1xE27	
kupfer	1003007



1003007 162