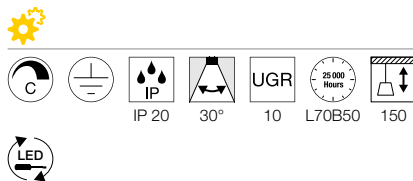
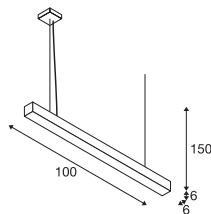
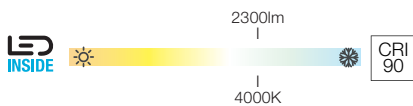
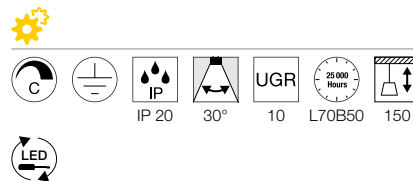
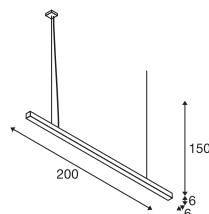
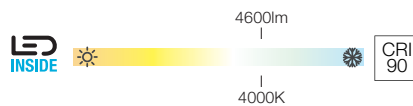
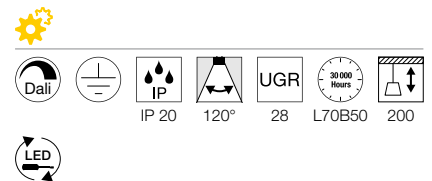
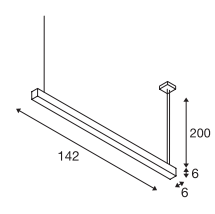
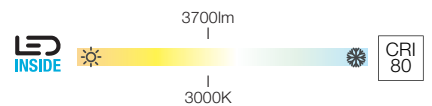


Q-LINE®
PD, 1m, BAP, PHASE

220-240V ~50/60Hz | 900mA
Systemleistung: 46W
Material: Aluminium / Kunststoff

Q-LINE®
PD, 2m, BAP, PHASE

220-240V ~50/60Hz | 900mA
Systemleistung: 93W
Material: Aluminium / Kunststoff

Q-LINE®
PD, DALI, single

220-240V ~50/60Hz | 700mA
Systemleistung: 47W
Material: Aluminium / Acryl



Art. Nr.	2300lm 4000K	A → G
1000933, 1000932		F

Variante	Art. Nr.
2300lm 4000K CRI90	
■ schwarz	1000933
2300lm 4000K CRI90	
□ weiß	1000932



Art. Nr.	4600lm 4000K	A → G
1000936, 1000935		F

Variante	Art. Nr.
4600lm 4000K CRI90	
■ schwarz	1000936
4600lm 4000K CRI90	
□ weiß	1000935



Art. Nr.	3700lm 3000K	A → G
1001309, 1001310		E

Variante	Art. Nr.
3700lm 3000K CRI80	
■ schwarz	1001309
3700lm 3000K CRI80	
□ weiß	1001310