

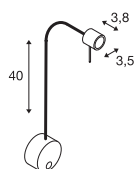
LIGHT EYE® 90  
PD, GU10



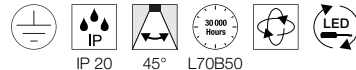
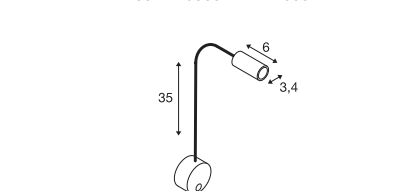


SOCKET INSIDE                                                         

DIO FLEX PLATE  
WL QPAR51

&lt;50 W



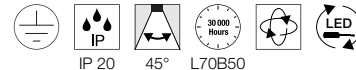
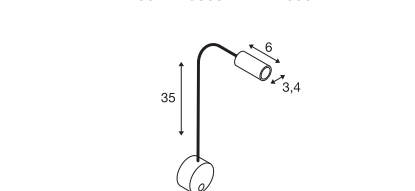
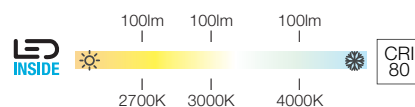
IP 20

230V ~50Hz  
Material: AluminiumDIO FLEX PLATE  
WL

IP 20

45°

L70B50

100-240V ~50/60Hz | 350mA  
Systemleistung: 1,9W  
Material: AluminiumDIO FLEX PLATE  
WL

IP 20

45°

L70B50

100-240V ~50/60Hz | 350mA  
Systemleistung: 1,9W  
Material: Aluminium

GU10 &lt;50W

LED GU10 51mm | 4W | 36°  
2700K | 270lm | EEK=G  
4kWh/1000h

Art. Nr. 1004972

Leuchtmittel Dekorring Ø 5,7 cm  
Art. Nr. 151040

		A → G
1002117, 1002118, 1002119	100lm 2700K 3000K 4000K	A ↑ G F



		A → G
1002430, 1002431, 1002432	100lm 2700K 3000K 4000K	A ↑ G F

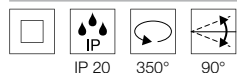
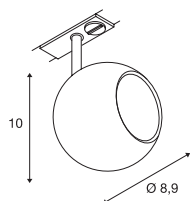

Variante	Art. Nr.
1xGU10 ■ schwarz	1002608
1xGU10 □ weiß	1002607
1xGU10 ■ chrom	146692

Variante	Art. Nr.
100lm   2700K   CRI80 □ weiß	1002117
100lm   3000K   CRI80 □ weiß	1002118
100lm   4000K   CRI80 □ weiß	1002119

Variante	Art. Nr.
100lm   2700K   CRI80 ■ schwarz	1002430
100lm   3000K   CRI80 ■ schwarz	1002431
100lm   4000K   CRI80 ■ schwarz	1002432

## LIGHT EYE® 90

1Ph., QPAR51



230V ~50/60Hz  
Material: Stahl



GU10 <50W



LED GU10 51mm | 4W | 36°  
2700K | 270lm | EEK=G  
4kWh/1000h

Art. Nr. 1004972


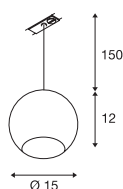



- Leuchtmittel Dekoring Ø 5,7 cm  
Art. Nr. 151040
- Leuchtmittel Dekoring Ø 5,7 cm  
Art. Nr. 151041
- Leuchtmittel Dekoring Ø 5,7 cm  
Art. Nr. 151049

Variante	Art. Nr.
1xGU10	
■ schwarz/chrom	144010
1xGU10	
■ weiß/chrom	144011
1xGU10	
■ kupfer	144019

## LIGHT EYE® 150

1Ph., PD, QPAR111



220-240V ~50/60Hz  
Material: Stahl



GU10 <75W



QPAR111 | 12.5W | 30°  
2700K | 950lm | EEK=F  
13kWh/1000h

Art. Nr. 1005276



Variante	Art. Nr.
1xGU10	
■ schwarz/chrom	1000713
1xGU10	
■ weiß/chrom	143621
1xGU10	
■ chrom	143620

