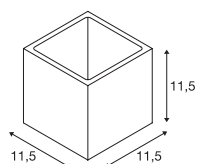


PLASTRA
WL, Cube, QT14



220-240V ~50/60Hz
Material: Gips / Stahl



G9 <42W

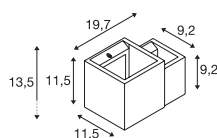



LED G9 | 3,6W | 300°
3000K | 400lm | EEK=E
4kWh/1000h

Art. Nr. 1005286

Variante	Art. Nr.
1xG9	
<input type="checkbox"/> weiß	148018

PLASTRA
WL, cubes



220-240V ~50/60Hz
Material: Gips / Stahl



G9 15W
Ø: 7 cm L: 4 cm



LED G9 | 3,6W | 300°
3000K | 400lm | EEK=E
4kWh/1000h

Art. Nr. 1005286

Variante	Art. Nr.
2xG9	
<input type="checkbox"/> weiß	1004733

