

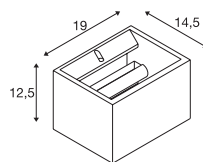


1002238 191



148010 191

PLASTRA WL, rechteckig, QT-DE12



IP 20

220-240V ~50/60Hz
Material: Gips / Stahl



R7s 118mm <20W



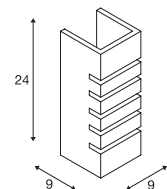

LED R7s | 15W | 330°
3000K | 2000lm | EEK=E
15kWh/1000h

Art. Nr. 1005288



Variante	Art. Nr.
1xR7s 118mm	
<input type="checkbox"/> weiß	1002238

PLASTRA WL, E14



IP 20

220-240V ~50/60Hz
Material: Gips / Stahl



E14 <40W



C35 | 4.2W | 320°
2700K | 350lm | EEK=G
5kWh/1000h

Art. Nr. 1005285



Variante	Art. Nr.
1xE14	
<input type="checkbox"/> weiß	148010