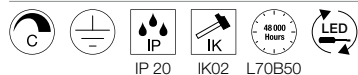
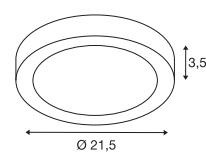
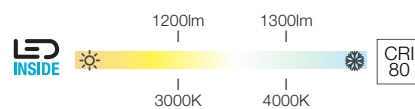
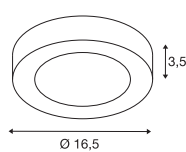
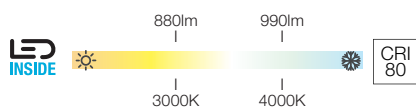
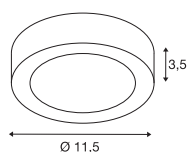
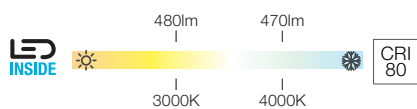
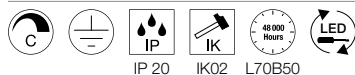
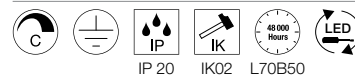


**SENDER 12**
CW, rund, PHASE**SENDER 18**
CW, rund, PHASE**SENDER 24**
CW, rund, PHASE

220-240V ~50/60Hz | 200mA
Systemleistung: 8,2W
Material: Aluminium



220-240V ~50/60Hz | 350mA
Systemleistung: 12W
Material: Aluminium



220-240V ~50/60Hz | 500mA
Systemleistung: 15W
Material: Aluminium



		A → G
1003014, 1004700	480lm 470lm 3000K 4000K	A → G D



		A → G
1003015, 1004701	880lm 990lm 3000K 4000K	A → G D



		A → G
1003016, 1004702	1200lm 1300lm 3000K 4000K	A → G D

Variante	Art. Nr.
480lm 3000K CRI80 <input type="checkbox"/> weiß	1003014
470lm 4000K CRI90 <input type="checkbox"/> weiß	1004700

Variante	Art. Nr.
880lm 3000K CRI80 <input type="checkbox"/> weiß	1003015
990lm 4000K CRI90 <input type="checkbox"/> weiß	1004701

Variante	Art. Nr.
1200lm 3000K CRI80 <input type="checkbox"/> weiß	1003016
1300lm 4000K CRI90 <input type="checkbox"/> weiß	1004702