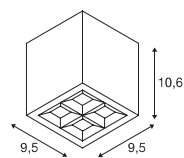




## S-CUBE CL



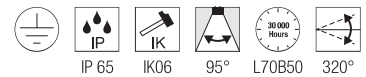
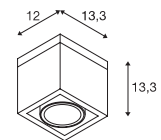
220-240V ~50/60Hz | 350mA  
Systemleistung: 15W  
Material: Aluminium



Down 1000lm | 2700K | 1200lm | 3000K

Variante	Art.Nr.	EUR
● anthrazit	1007461	● 134,00

## ESKINA FRAME CL, single



220-240V ~50/60Hz | 350mA  
Systemleistung: 15W  
Material: Aluminium / Glas



Down 1100lm | 3000K | 1200lm | 4000K

Variante	Art.Nr.	EUR
● anthrazit	1006316	183,00