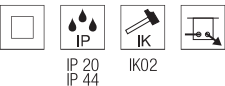
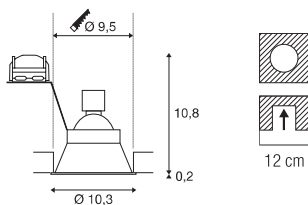


HORN
DL, single, QPAR51



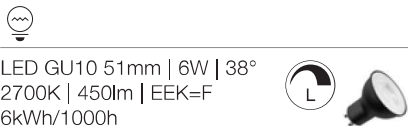
220-240V ~50/60Hz
Material: Aluminium

- Clipfedern
- Materialstärke Einbaufäche: 25 mm max.



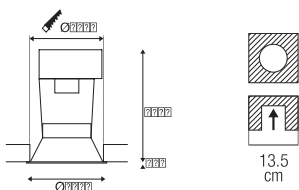
Sockel: 1xGU10

Variante	Art.Nr.	EUR
● schwarz	113160	52,00
○ weiß	113161	52,00



Art. Nr.: 1005077 | 7,50 EUR

HORN
EL, single, QPAR51



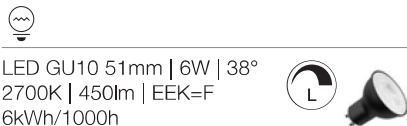
220-240V ~50/60Hz
Material: Stahl

- Clipfedern
- Materialstärke Einbaufäche: 45 mm max.



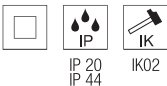
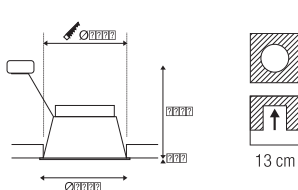
Sockel: 1xGU10 max. Ø: 5.1 cm | L: 5.4 cm

Variante	Art.Nr.	EUR
● schwarz	112910	27,50
○ weiß	112911	27,50



Art. Nr.: 1005077 | 7,50 EUR

HORN
DL, GU10, blower door getestet



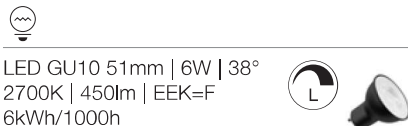
220-240V ~50/60Hz
Material: Aluminium

- Das Downlight entspricht den Anforderungen von RT2012.
- Materialstärke Einbaufäche: 30 mm max.



Sockel: 1xGU10

Variante	Art.Nr.	EUR
● schwarz	1005435	26,50
○ weiß	1005436	26,50



Art. Nr.: 1005077 | 7,50 EUR