
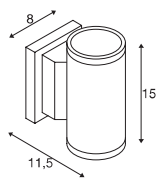


MYRA UP/DOWN
WL, QPAR51



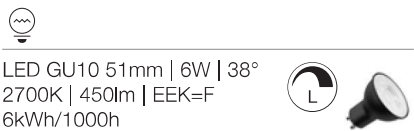
IP 55 IK02

220-240V ~50/60Hz
Material: Aluminium / Glas



Socket: 2xGU10 max. Ø: 5.1 cm L: 5.7 cm

Variante	Art.Nr.	EUR
● anthrazit	233115	99,00
● grau	233114	99,00



LED GU10 51mm | 6W | 38°
2700K | 450lm | EEK=F
6kWh/1000h

Art. Nr.: 1005077 | 7,50 EUR

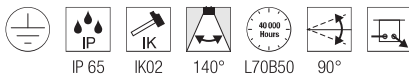
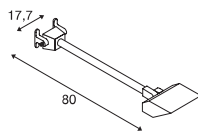


Artikel	Art.Nr.	EUR
Aufbaumontage Rahmen		
● anthrazit	233215	21,75
● grau	233214	21,75





TODAY PRO Display



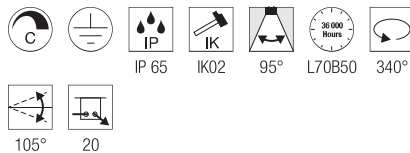
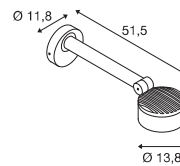
220-240V ~50/60Hz | 640mA
Systemleistung: 29W
Material: Aluminium



Down 2800lm | 4000K

Variante	Art.Nr.	EUR
● schwarz	1000880	228,00
○ weiß	1000881	228,00

ESKINA D Display, PHASE



220-240V ~50/60Hz | 350mA
Systemleistung: 14.5W
Material: Aluminium

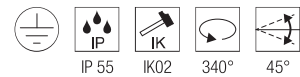
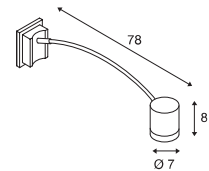
- CCT Schalter im Leuchtenkopf



Down 1000lm | 3000K | 1000lm | 4000K

Variante	Art.Nr.	EUR
● anthrazit	1002905	272,00

MYRA DISPLAY WL, curved, QPAR51



220-240V ~50/60Hz
Material: Aluminium



Socket: 1xGU10 max. Ø: 5.1 cm | L: 5.7 cm

Variante	Art.Nr.	EUR
● anthrazit	233135	179,00
● grau	233134	179,00



LED GU10 51mm | 6W | 38°
2700K | 450lm | EEK=F
6kWh/1000h



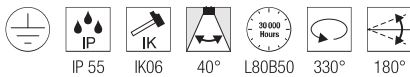
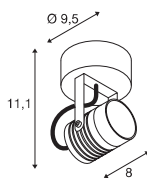
Art. Nr.: 1005077 | 7,50 EUR



Artikel	Art.Nr.	EUR
Aufbaumontage Rahmen		
● anthrazit	233215	21,75
● grau	233214	21,75



LED SPOT SP



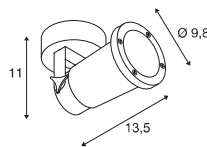
100-240V ~50/60Hz | 240mA
Systemleistung: 6W
Material: Aluminium / Glas



Down 400lm | 3000K

Variante	Art.Nr.	EUR
● anthrazit	1004649	72,00
● rost	1004957	72,00

NAUTILUS WL QPAR51



220-240V ~50/60Hz
Material: Aluminium



Socket: 1xGU10 max. Ø: 5.1 cm | L: 8.3 cm

Variante	Art.Nr.	EUR
● schwarz	1002867	49,00



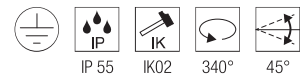
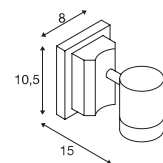
LED GU10 51mm | 6W | 38°
2700K | 450lm | EEK=F
6kWh/1000h

Art. Nr.: 1005077 | 7,50 EUR



Artikel	Art.Nr.	EUR
NAUTILUS Montageplatte		
● schwarz	1002884	5,40

MYRA CW, single, QPAR51



220-240V ~50/60Hz
Material: Aluminium / Glas



Socket: 1xGU10 max. Ø: 5.1 cm | L: 5.7 cm

Variante	Art.Nr.	EUR
● anthrazit	233105	89,00
● grau	233104	89,00



LED GU10 51mm | 6W | 38°
2700K | 450lm | EEK=F
6kWh/1000h

Art. Nr.: 1005077 | 7,50 EUR



Artikel	Art.Nr.	EUR
Aufbaumontage Rahmen		
● anthrazit	233215	21,75
● grau	233214	21,75