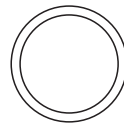


# INSTALLATION MANUAL

11100R

Multi System | Metal Base



181mm

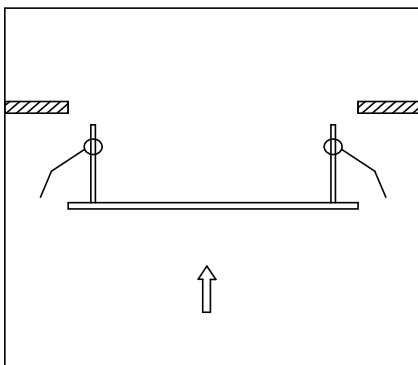


55mm



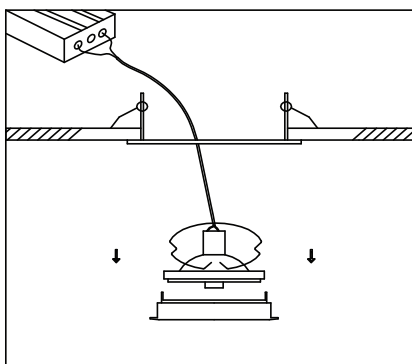
one  
LIGHT

A



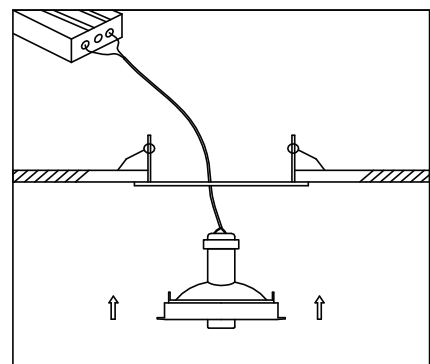
Insert the mounting base into the hole.

B

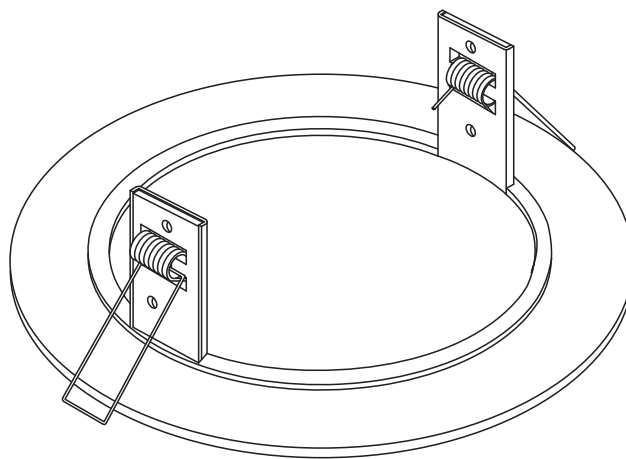


\*Insert the corresponding lamp into desired module.

C



\*Insert the complete module into the base.



\*Module must be ordered separately.

## Warnings:

1. Make sure that the product is installed properly before connecting to electricity.
2. Do not cover the fitting.
3. Maintenance and installation should only be carried out by a professional electrician.