

INSTALLATION MANUAL

10106P

ecolight



80
CRI



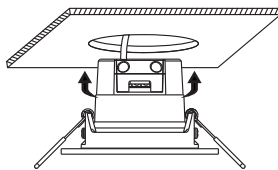
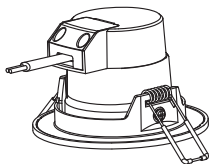
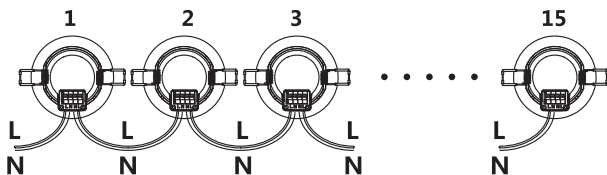
230V | SMD 2835 | 6W | IP65 | Plastic
Complete with driver.



one
LIGHT

LOOPING-IN CONNECTION WIRING DIAGRAM

If connected in series, quantity must be less than 15 pcs and the total current must be less than 1.05A.



Warnings:

1. Operating temperature is $-20^{\circ}\text{C} \sim +40^{\circ}\text{C}$.
2. Make sure power is OFF before installation, replacement or cleaning.
3. Do NOT disassemble the LED fitting.
4. Keep far from paper or other flammable material.
5. Do NOT touch the fitting while operating, it can get hot. Wait some minutes after turning it OFF before touching it.
6. Avoid looking directly into the lamp.
7. Non-Dimmable.
8. LED light source is irreplaceable.



www.1-light.eu