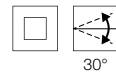
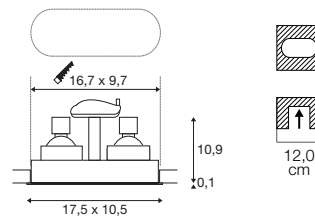




113110 371

HORN

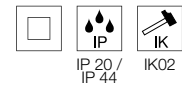
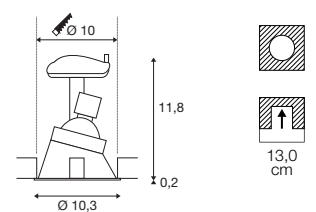
DL, double, QPAR51



220-240V ~50/60Hz
Material: Aluminium

HORN

DL, single, asymmetrisch, QPAR51



220-240V ~50/60Hz
Material: Aluminium



113151 371



GU10 <25W



LED GU10 | 6W | 36°
2700K | 900lm | EEK=G
6kWh/1000h

Art. Nr. 1005273



GU10 <25W



LED GU10 | 6W | 38°
2700K | 450lm | EEK=G
6kWh/1000h

Art. Nr. 1005077



Variante	Art. Nr.
2xGU10	
■ schwarz	1006121
2xGU10	
□ weiß	1006122

Variante	Art. Nr.
1xGU10	
■ schwarz	113150
1xGU10	
□ weiß	113151